


CT-8 XTRA LCD PANEL

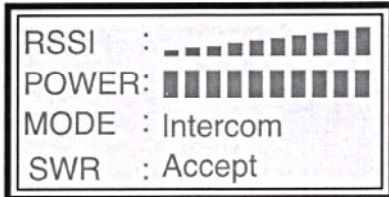
STAND-BY MODE:

The Base and Remote is awaiting an incoming call. The LCD is showing that it is Auto scanning.



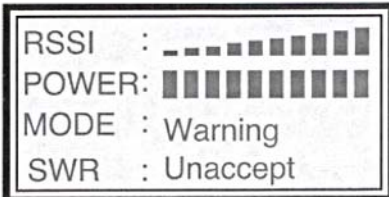
IN USE MODE :

This LCD panel shows the Base Unit and Remote Unit RSSI (Receiving Signal Sensitivity Indicator) , the Power Level, the Mode ie: In Use Mode (linking) , and the SWR status (acceptable or unacceptable).



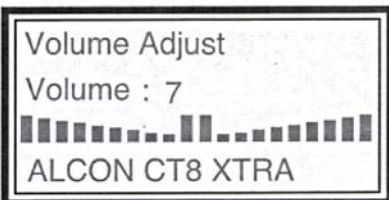
INTERCOM MODE :

When The Base Unit is in Intercom Mode, the LCD will show "Intercom", However, the Remote Unit will not, it will show " InUse ". Again the Panel will show the RSSI , Power Level, the Mode status and the SWR status.



SWR WARNING MODE :

If the Base antenna or coaxial cable is not installed properly, you will see this LCD Panel. Also a warning buzzer will be activated. Please check your installation procedures again.



VOLUME ADJUST MODE :

You can adjust the volume from 1-7, with 7 being the loudest, using the ▲ and ▼ button.

Extend The Telcommunication Service
From The Urban PTT

